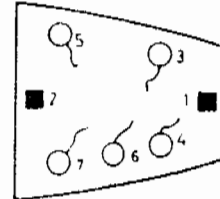
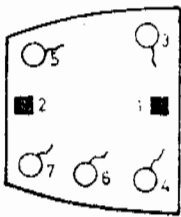


FCL 1 = 840 m³



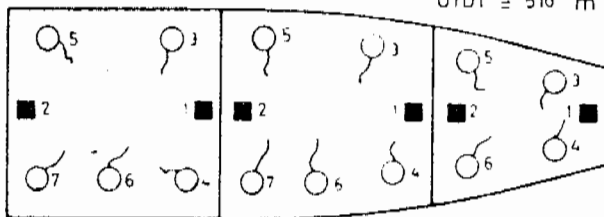
UTD4 = 861 m³



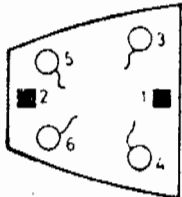
UTD3 = 1060 m³

UTD2 = 1041 m³

UTD1 = 516 m³



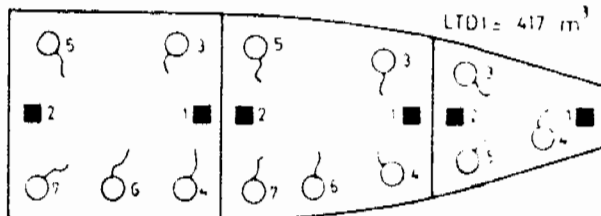
LTD4 = 560 m³



LTD3 = 941 m³

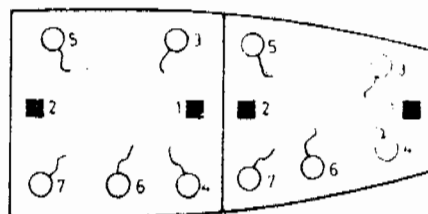
LTD2 = 881 m³

LTD1 = 417 m³



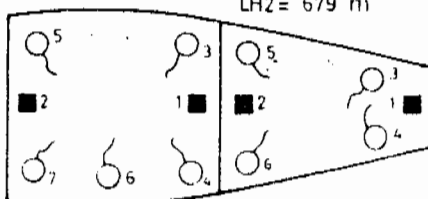
UH3 = 942 m³

UH2 = 821 m³



LH3 = 885 m³

LH2 = 679 m³



B264 ■ : USDA TEMP FIXED
TYPE PTL 100

B265 ○ : USDA TEMP FLEXIBLE
TYPE PTI 100

220 901

USDA SENSOR
ARRANGEMENT

AALBORG 247-249

DRAWN JHA B40016
CHECKED
APPROVED
SCALE

SABROE
P.O. BOX 1810 8270 HOJUEJERG, DENMARK
PHONE 061271246 TELEX 44740 SABROEDK
CABLE SABROE J 340005



Revised 850116