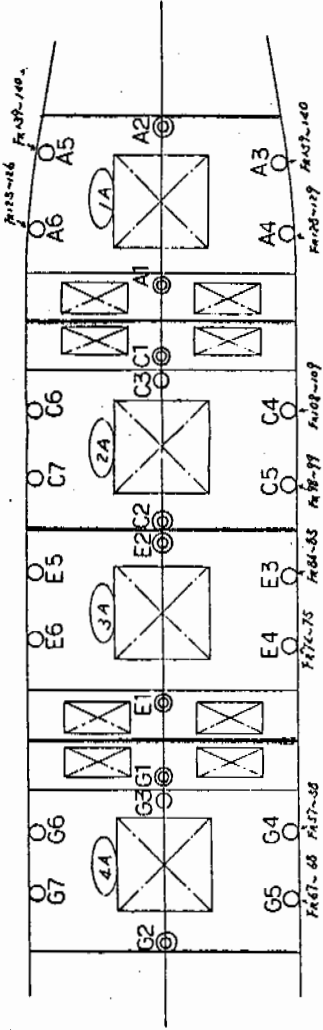
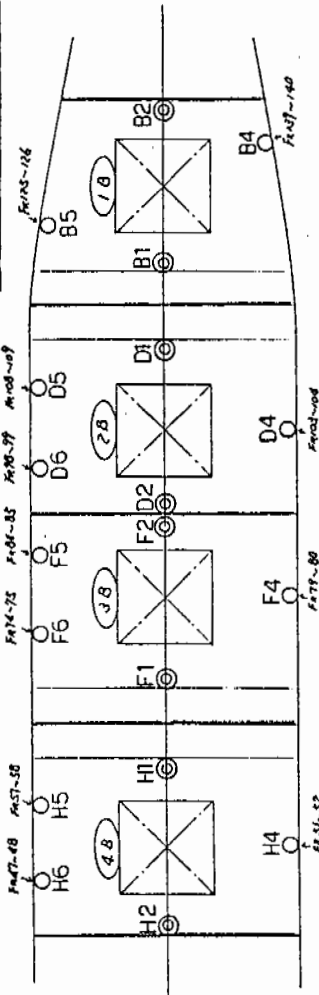


East Wind
Hull No. 2310

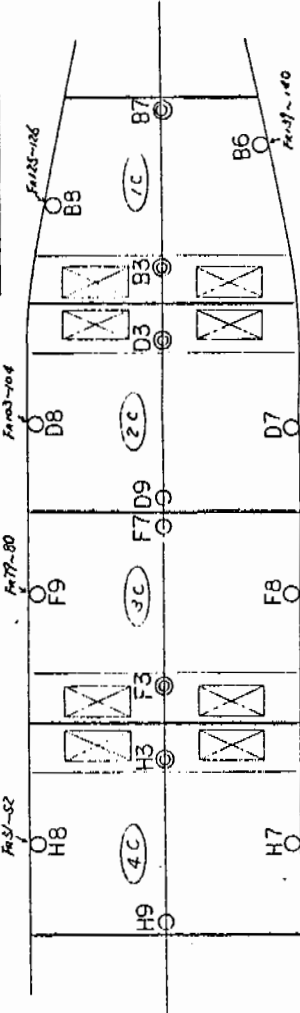
'A' REF. CARGO HOLD



'B' REF. CARGO HOLD



'C' REF. CARGO HOLD



NOTE ~

1. (C) MARKS : FIXED SENSOR.

2. (O) MARKS : NON FIXED SENSOR.

3. EXCEPT OTHERWISE SPECIFIED, BOTH JOBS ARE SYMMETRICAL.

(4A) G1~G7	(3A) E1~E6	(2A) C1~7	(1A) A1~A6
(4B) H1~H9	(3B) F1~F9	(2B) D1~D9	(1B) B1~B8

FORE →

SENSOR FITTING HEIGHT



NOV 2310 2600002 REF. CARGO CARRIER
ARRANGEMENT OF SENSOR FOR
TEMP. RECORDER (USDA)

R34038

改定 CHANGE	MARK INDICATES REVISION.	1671 FEB. 1983	REVISION.	23" 11.8" 14" 13" 8"	SENSOR FITTING POSITION HAVE BEEN NOTED.	NOV 83	(ASDA) (REVISION = 3)	1. 20172E 29	21 MAY 83
常用 保留	保用	一時	計 DESIGNED	計 APPROVED	計 DESIGNED	計 APPROVED	計 DESIGNED	計 APPROVED	計 APPROVED
MITSUBISHI ELECTRIC CORPORATION		MITSUBISHI ELECTRIC CORPORATION		MITSUBISHI ELECTRIC CORPORATION		MITSUBISHI ELECTRIC CORPORATION		MITSUBISHI ELECTRIC CORPORATION	
DIM SCALE		PREPARED DATE		3RD ANGLE PROJECTION		DIM IN		SCALE	
1:1		12.2.5		1/4" = 1"		mm		1:1	
DRAWN		CHECKED		DESIGNED		APPROVED		APPROVED	
T. Y. HAN		M. S. Ueki		M. S. Ueki		M. S. Ueki		M. S. Ueki	