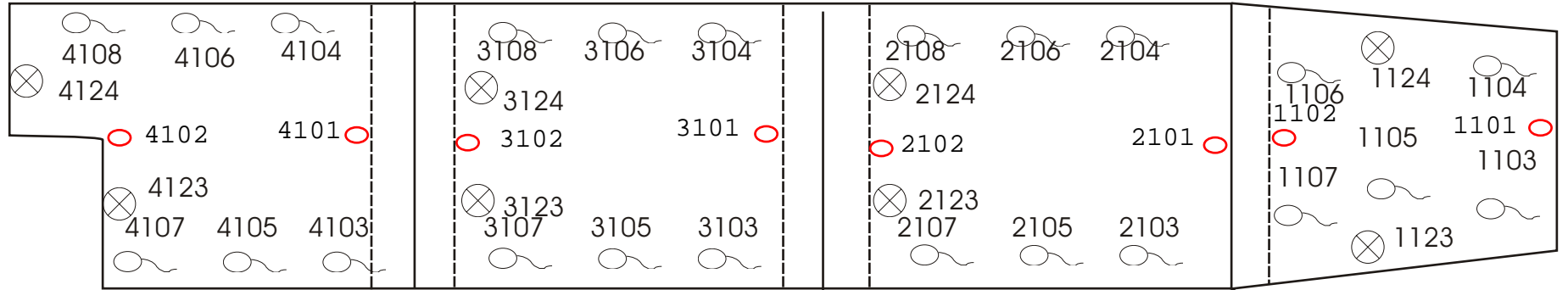


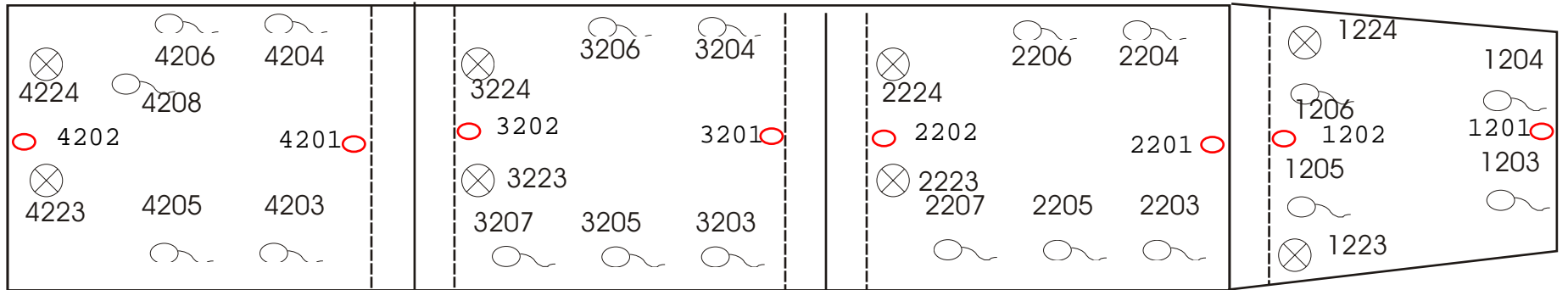
**CADIZ CARRIER  
HULL NO. 266**

**REVISED**  
9:09 am, Dec 12, 2008

-  Fixed Air Sensors
-  **NONFIXED SENSORS**
-  ~~FIXED SENSORS~~  
Return Air Sensors

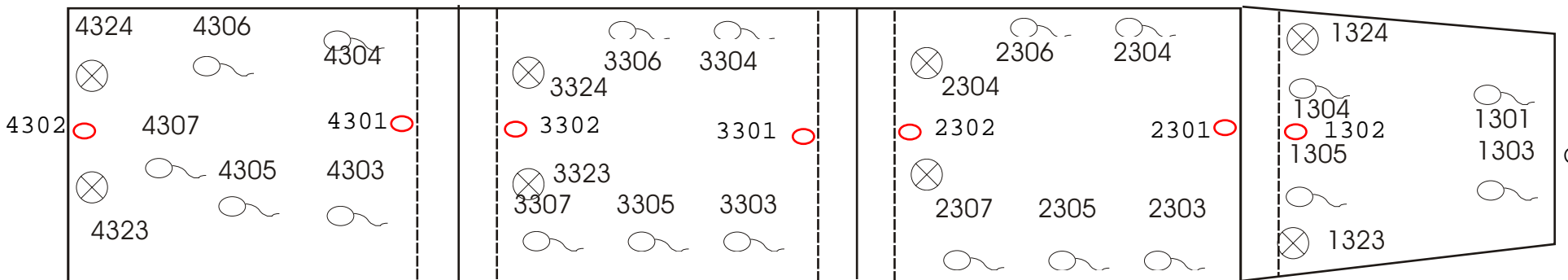


**"A" hold**



**"A" hold**

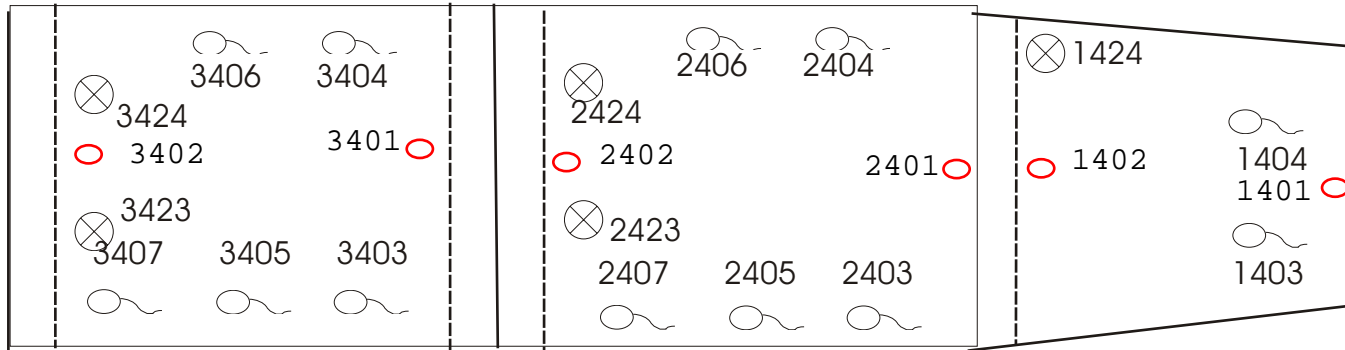
**B Hold**



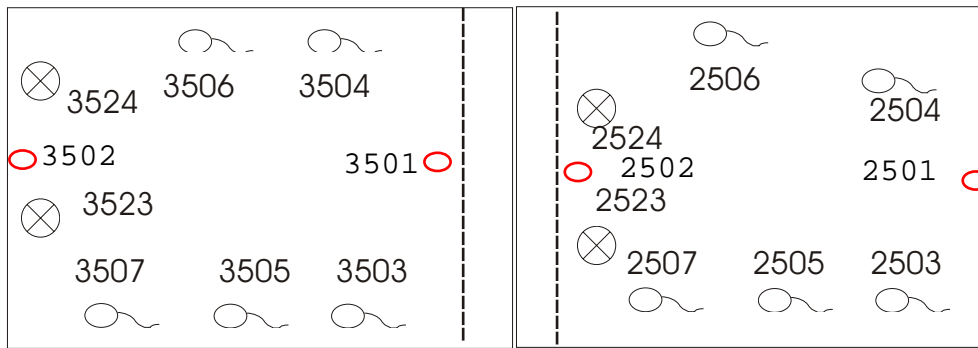
**"A" hold**

**C Hold**

**CADIZ CARRIER  
HULL NO. 266**



**"D" hold**



**"E" hold**

**REVISED**  
10:27 am, Dec 12, 2008

CODE NUMBER SIGNIFICATION

THE FIRST CODE FIGURE

- 1 = HATCH 1
- 2 = " 2
- 3 = " 3
- 4 = " 4
- 5 = SEAWATER SYSTEM
- 6 = FREON SYSTEM
- 7 = BRINE SYSTEM
- 8 = VARIOUS

THE SECOND CODE FIGURE

IF THE FIRST FIGURE IS 1,2,3 OR 4

- 1= DECK A
- 2= " B
- 3= " C
- 4= " D
- 5= " E

IF THE FIRST FIGURE IS 5 OR 6

- 1= COMPR 1
- 2= " 2
- 3= " 3
- 4 VARIOUS

IF THE FIRST FIGURE IS 7

- 1=BRINE SYSTEM 1 (YELLOW)
- 2=BRINE SYSTEM 2 (BLUE)
- 3=BRINE SYSTEM 3 (RED)

IF THE FIRST FIGURE IS 8 OR 9

- 0= OUTDOOR
- 1= COMPR 1
- 2= " 2
- 3= " 3
- 4-9 = VARIOUS

THE THIRD CODE FIGURE

- 0-3 = TEMP
- 4-5 = PRESSURE
- 6 = HUMIDITY
- 7 = LEVEL
- 8-9 = VARIOUS

THE FOURTH CODE FIGURE

- 0-9 = SERIAL NUMBER