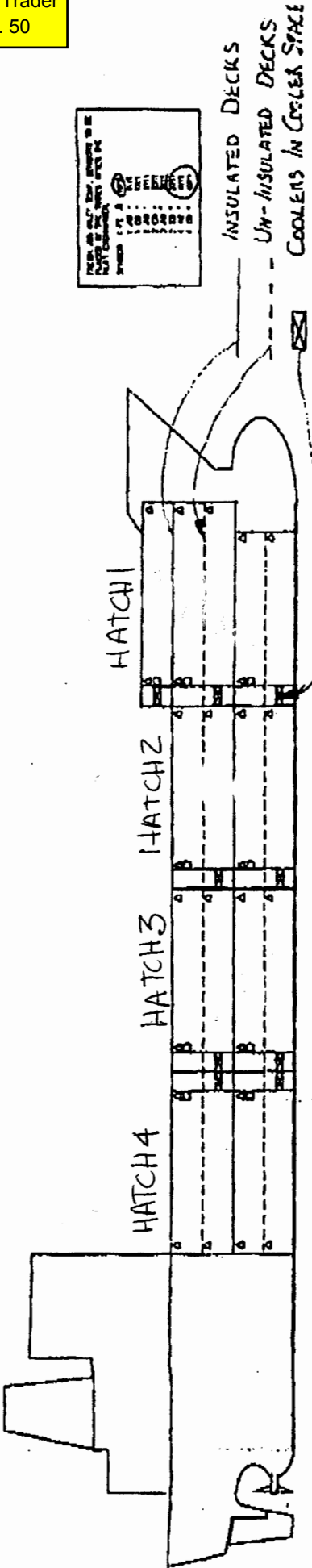
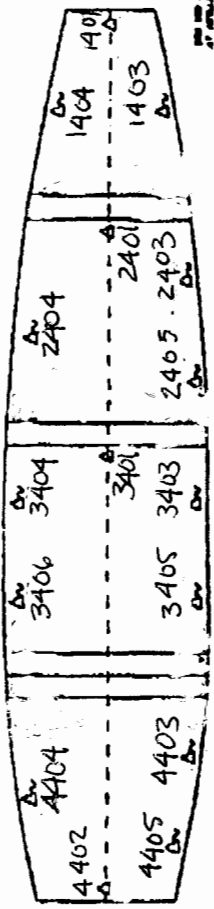
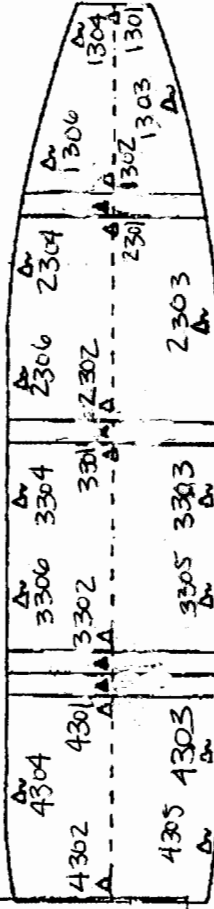
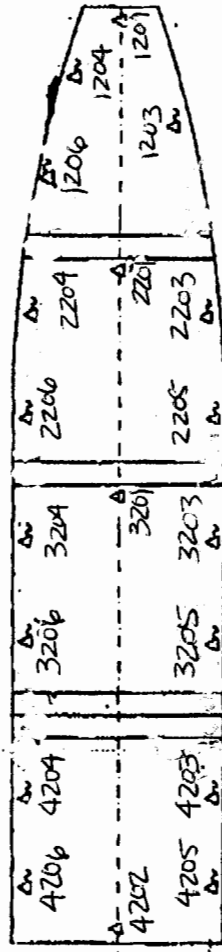
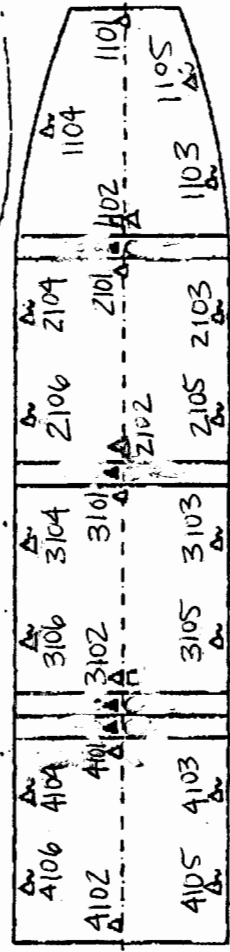
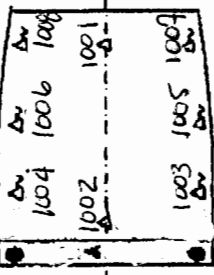


TUNDRA TRADER
Hull No. 50



THIS IS NOT A DECK PLAN
IT IS A HATCH PLAN
HATCHES ARE SHOWN IN
DASHED LINES



NO.	DESCRIPTION
1	USDA TRIST SENSOR - PORTABLE - DATA LOGGER
2	USDA AIR SENSOR, FIXED - DATA LOGGER
3	RETINOLAM SENSOR
4	WAXIDITY SENSOR
5	CONTROL SENSOR - DELIVERY SENSOR
6	CO ₂ MEASURING INPUT

AS SHOWN (above)
This is based on the location of the sensor
appropriately to equipment from the table.
It should be attached to each sensor they do not
have the address and are protected from damage
from the equipment during 7-2275
See: Sensors (various)
It should be attached to equipment to be
protected from damage when not in use for 7-2275

NO.	DESCRIPTION
1	USDA TRIST SENSOR - PORTABLE - DATA LOGGER
2	USDA AIR SENSOR, FIXED - DATA LOGGER
3	RETINOLAM SENSOR
4	WAXIDITY SENSOR
5	CONTROL SENSOR - DELIVERY SENSOR
6	CO ₂ MEASURING INPUT

THIS IS NOT A DECK PLAN
IT IS A HATCH PLAN
HATCHES ARE SHOWN IN
DASHED LINES